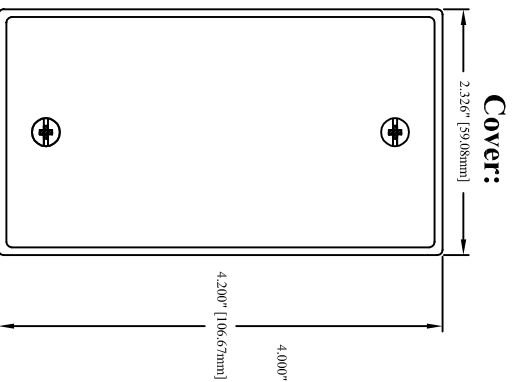


**End View:**

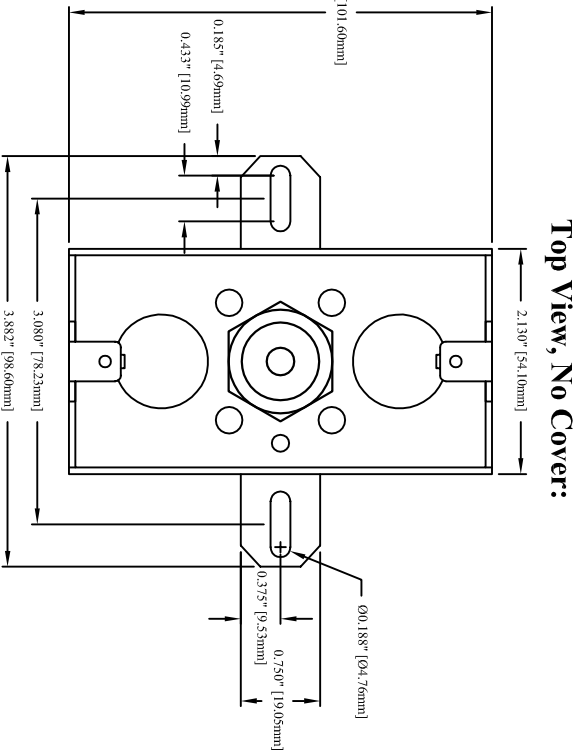
TABLE A

Part Number	Probe Length	Ret A (Insertion Length)
AXX-D-2"-GD	2"	1.75" ± 0.13"
AXX-D-4"-GD	4"	3.75" ± 0.13"
AXX-D-6"-GD	6"	5.75" ± 0.13"
AXX-D-8"-GD	8"	7.75" ± 0.13"
AXX-D-12"-GD	12"	11.75" ± 0.25"
AXX-D-18"-GD	18"	17.75" ± 0.25"

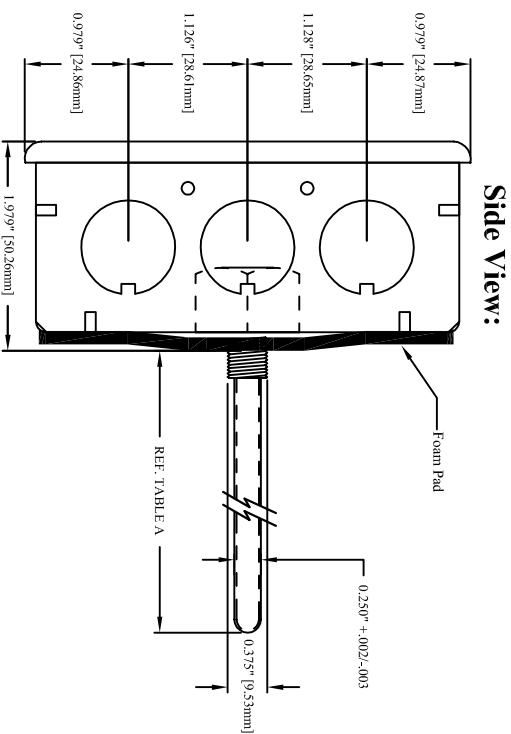
Note: "xx" = Sensor Type



**Cover:**



**Top View, No Cover:**



**Side View:**

**TOLERANCE: (UNLESS NOTED)**

3 PLACE DECIMAL = ±0.010  
 2 PLACE DECIMAL = ±0.130  
 1 PLACE DECIMAL = ±0.300  
 ALL DIMENSIONS IN INCHES.  
 DRAWING NOT TO SCALE.

**WARNING!**  
 CONFIDENTIAL  
 INFORMATION--  
 PROPERTY OF ACI.  
 UNAUTHORIZED USE  
 STRICTLY FORBIDDEN.



**DRAWING NUMBER**  
 M0000015

DATE	DESCRIPTION	DRAWN BY	APPROVED BY	DRAWING NUMBER	REV
02-12-13	DUCT TEMP. w/Galvanized J-BOX	TJD	TJD	M0000015	6

