


Socket SPDT Relays

VMD1B-C & VMD1B-F Series



SPECIFICATIONS

5 Year
Warranty

Operating Temp Range	-40° to 55°C (-40° to 131°F)
Operating Range	85% to 110% of rated voltage
Drop-out Voltage Threshold	15% of rated voltage
Expected Relay Life	Electrical (@ rated current) 100,000 cycles; Mechanical (unpowered) 10,000,000 cycles
Operating Time	20 msec typical
Dielectric Strength	1500VAC RMS

TYPICAL COIL PERFORMANCE

Power Consumption	
AC Coils.....	0.9VA
DC Coils.....	0.7W

CONTACT RATINGS

Standard (F & C Series)	
Resistive.....	15A@120VAC 15A@277VAC 15A@28VDC
Motor.....	1/3@120VAC 3/4@277VAC
Pilot Duty.....	B300
Low Level (S Series)	
Resistive.....	3A@240VAC
CSA	
Resistive.....	10A@277VAC

Socket Relays In A Wide Range Of Coil Voltages

FEATURES

Full featured model:

- Color-coded push button...allows manual operation of relay. AC coils red or DC coils blue
- Removable override lever...when activated, locks push button and contacts in the powered position
- Flag indicator...shows relay status in manual or powered condition
- LED status lamp...shows coil "ON" or "OFF" status
- I.D. tag/write-on plastic label...used for identification of relays in multi-relay circuits
- 2-Way side or DIN rail mounting system...retrofits existing panel mounting and 35 mm DIN rail

Low current bifurcated model:


- All of the above full-featured benefits
- Bifurcated contacts for high reliability at extremely low current levels
- Perfect for HVAC applications when you need to switch and hold low loads for long periods of time

DESCRIPTION

The Veris **VMD1B-C Series** are SPDT blade-style relays for socket/DIN mounting. The DIN-rail compatible VBD1B-C sockets feature finger-safe terminals in a slim, attractive design.

The Veris **VMD1B-F Series** are full-featured SPDT blade style relays for socket/DIN mounting. The VMD1B-F Series are equipped with an LED for coil proof, a flag for contact proof, an override lever, and a push-to-test button for momentary contact control. The VMD1B-F allows for instant and conclusive troubleshooting. Never wonder if the relay, control system, or wiring is the cause of a problem. The DIN-rail-compatible VBD1B-F sockets feature a slim design with finger-safe terminals and a removable hold-down clip. Never struggle with wire clips again.

VMD1B-S with bifurcated contacts - perfect for low current applications!



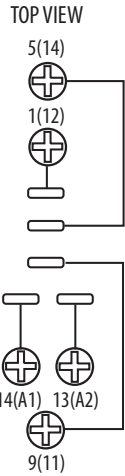
3mA - 3 Amps
Dual (bifurcated) contacts
for optimum wiping &
contact performance.

WIRING DIAGRAM

VBD1B Sockets

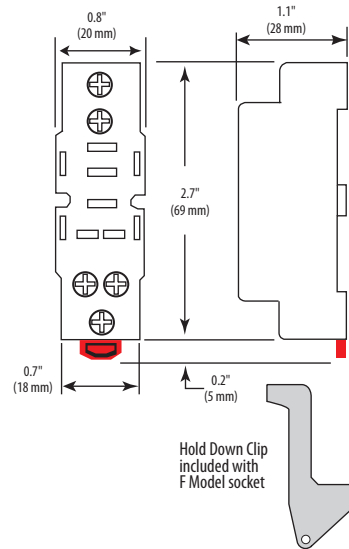
Function	NEMA (IEC)* Terminal
Coil (+)**	14 (A1)
Coil (-)**	13 (A2)
COMM	9 (11)
N.O.	5 (14)
N.C.	1 (12)

** NOTE: Observe polarity for relays with DC coil voltages only

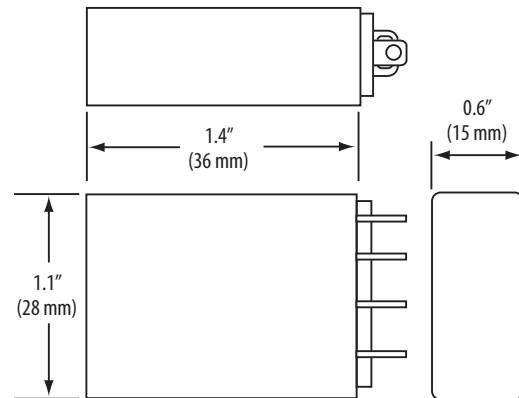


DIMENSIONAL DRAWING

VMD1B Sockets



VMD1B Relays



ACCESSORIES

DIN Rail, DIN Stop Clip (AV01, AV02)



ORDERING INFORMATION



MODEL	RELAY TYPE	AMPERAGE RATING	COIL VOLTAGE	MIN. SWITCHING CURRENT	FULL FEATURED	UL	CE
VMD1B-C12D	SPDT	15A	12VDC	100mA@5VDC		●	●
VMD1B-C24D		15A	24VDC	100mA@5VDC		●	●
VMD1B-C24A		15A	24VAC	100mA@5VDC		●	●
VMD1B-C120A		15A	120VAC	100mA@5VDC		●	●
VMD1B-F12D		15A	12VDC	100mA@5VDC		●	●
VMD1B-F24D		15A	24VDC	100mA@5VDC		●	●
VMD1B-F24A		15A	24VAC	100mA@5VDC		●	●
VMD1B-F120A		15A	120VAC	100mA@5VDC		●	●
VMD1B-F240A		15A	240VAC	100mA@5VDC		●	●
VMD1B-24SVAC		3A	24VAC	3mA@17VDC		●	●
VMD1B-120SVAC		3A	120VAC	3mA@17VDC		●	●

These relays are **UL Listed** when used with the Veris sockets.

SOCKET ORDERING INFORMATION

MODEL	AMPERAGE RATING	VOLTAGE RATING	FINGER SAFE	HOLD DOWN CLIP	UL	CE
VBD1B-C	15A	300V	●		●	●
VBD1B-F			●	●	●	●

When relays and sockets are used together, amperage rating is the lesser of the two ratings.