

Immersion Temperature Sensors

TI Series



NEW!
4-20mA OPTION

**Corrosion Resistant
Stainless Steel Probe**

FEATURES

- Cost-effective high accuracy thermistors/RTDs
- Corrosion resistant stainless steel probe design...durable
- 1/2" NPT threads standard...ease of selection
- Variety of enclosures include duct mount, service entry body, threaded, and water resistant to fit your application
- Thermowells available...enables easy servicing

DESCRIPTION

These immersion probe type temperature sensors are both highly accurate and cost effective. Installation could not be easier. The sensor is encased in a corrosion-resistant stainless steel probe for durability, with a choice of service entry body, indoor junction box, or threaded enclosures. A variety of RTD or thermistor sensor options and probe lengths are available for maximum application versatility.

APPLICATIONS

- Tanks
- Pipes
- Chillers

To compute Linitemp Temperature
mV reading/10 - 273.15 = Temperature
in °C

SPECIFICATIONS



Wiring	22 AWG; 2-wire: RTD/Thermistor; 3-wire: Linitemp
Probe	Stainless Steel
Test Pressure	200 psi
TEMPERATURE TRANSMITTER OPTION	
Input Power	4-20mA models: Loop powered 12-30VDC only, 30mA max; 0-5/0-10V models: 12-30VDC/24VAC, 15mA max
Temp Output	2-wire, loop powered 4-20mA
Sensor Type	Thermistor/RTD
Transmitter Accuracy	±.1°C *
Ranges	-25° to 105°C (available ranges; model number specifies exact range)
LINITEMP OPTION	
Input Power	5 to 30VDC
Output	10mV/°C*
Operating Temp	-25° to 105°C (-13° to 221°F)
Calibration Error	1.5°C (2.7°F) typical; 2.5°C (4.5°F) max. at 25°C (77°F)**
Error over Temp	1.8°C (3.24°F) typical; 3.0°C (5.4°F) max. over 0° to 70°C (32° to 158°F) range; 2.0°C (3.6°F) typical, 3.5°C (6.3°F) max. over -25° to 105°C (-13° to 221°F) range

* Add the transmitter accuracy to the RTD/thermistor accuracy to get the total product accuracy. For RTD and thermistor accuracies and ranges, see the table below.

**Room temperature error documented on each unit.

Class	Pt RTD		Balco RTD	THERMISTOR										10k Type 2	10k Type 3
	100 Ohm	1000 Ohm	1000 Ohm	2.2k	3k	10k Type 2	10k Type 3	10k Dale	10k 3A221	10k "G" US	20k	20k "D"	100k		
Accuracy	±0.3°C 0.00385 curve	±0.3°C 0.00385 curve	±1% @70°C	±0.2°C	±0.2°C	±1.0°C	±0.2°C	±0.2°C	±1.1°C	±0.2°C	Consult	Consult	Consult	±0.1°C	±0.1°C
Temp. Response*	PTC	PTC	PTC	NTC	NTC	NTC	NTC	NTC	NTC	NTC	NTC	NTC	NTC	NTC	NTC

*PTC: Positive Temperature Coefficient

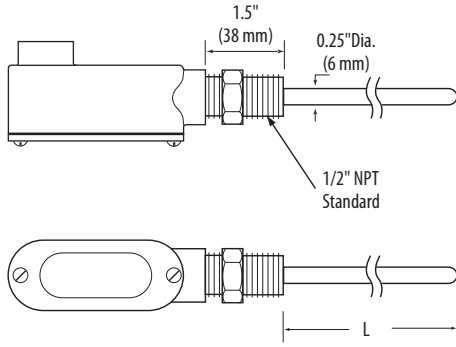
**NTC: Negative Temperature Coefficient

STANDARD RTD AND THERMISTOR VALUES (Ohms Ω)

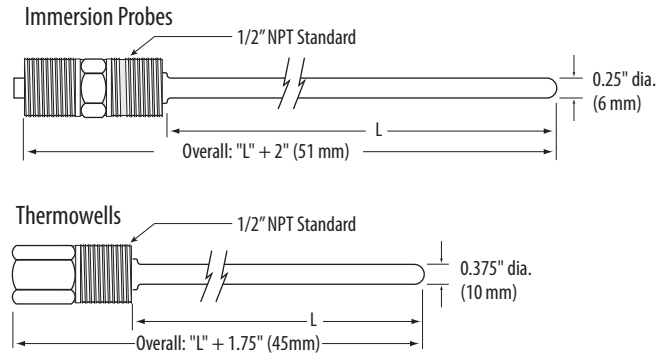
°C	°F	100 Ohm	1000 Ohm	1000 Ohm	2.2k	3k	10k Type 2	10k Type 3	10k Dale	10k 3A221	10k "G" US	20k NTC	20k "D"	100k	10k Type 2	10k Type 3
-50	-58	80.306	803.06	740.46	154,464	205,800	692,700	454,910	672,300	-	441,200	1,267,600	-	-	692,700	454,910
-40	-40	84.271	842.71	773.99	77,081	102,690	344,700	245,089	337,200	333,562	239,700	643,800	803,200	3,366,000	344,700	245,089
-30	-22	88.222	882.22	806.02	40,330	53,730	180,100	137,307	177,200	176,081	135,300	342,000	412,800	1,770,000	180,100	137,307
-20	-4	92.160	921.60	841.00	22,032	29,346	98,320	79,729	97,130	96,807	78,910	189,080	220,600	971,200	98,320	79,729
-10	14	96.086	960.86	877.46	12,519	16,674	55,790	47,843	55,340	55,252	47,540	108,380	122,400	553,400	55,790	47,843
0	32	100.000	1,000.00	913.66	7,373	9,822	32,770	29,588	32,660	32,639	29,490	64,160	70,200	326,600	32,770	29,588
10	32	103.903	1,039.03	952.25	4,487	5,976	19,930	18,813	19,900	19,901	18,780	39,440	41,600	199,000	19,930	18,813
20	68	107.794	1,077.94	991.82	2,814	3,750	12,500	12,272	12,490	12,493	12,260	24,920	25,340	124,900	12,500	12,272
25	77	109.735	1,097.35	1,013.50	2,252	3,000	10,000	10,000	10,000	10,000	10,000	20,000	20,000	100,000	10,000	10,000
30	86	111.673	1,116.73	1,035.18	1,814	2,417	8,055	8,195	8,056	8,055	8,194	16,144	15,884	80,580	8,055	8,195
40	104	115.541	1,155.41	1,077.68	1,199	1,598	5,323	5,593	5,326	5,324	5,592	10,696	10,210	53,260	5,323	5,593
50	122	119.397	1,193.97	1,120.52	811.5	1,081	3,599	3,894	3,602	3,600	3,893	7,234	6,718	36,020	3,599	3,894
60	140	123.242	1,232.42	1,166.13	561.0	747	2,486	2,763	2,489	2,486	2,760	4,992	4,518	24,880	2,486	2,763
70	158	127.075	1,270.75	1,210.75	395.5	527	1,753	1,994	1,753	1,751	1,990	3,512	3,100	17,510	1,753	1,994
80	176	130.897	1,308.97	1,254.55	284.0	378	1,258	1,462	1,258	1,255	1,458	2,516	2,168	12,560	1,258	1,462
90	194	134.707	1,347.07	1,301.17	207.4	-	919	1,088	917	915	1,084	1,833	1,542	9,164	919	1,088
100	212	138.506	1,385.06	1,348.38	153.8	-	682	821	679	678	816.8	1,356	1,134	6,792	682	821
110	230	142.293	1,422.93	1,397.13	115.8	-	513	628	511	509	623.6	1,016	816	5,108	513	628
120	248	146.068	1,460.68	1,447.44	88.3	-	392	486	389	388	481.8	770	606	3,894	392	486
130	266	149.832	1,498.32	1,496.28	68.3	-	303	380	301	299	376.4	591	456	3,006	303	380
Sensor Codes		B	C	I	E	F	D	H	J	S	R	M	U	T	W	Y

DIMENSIONAL DRAWINGS

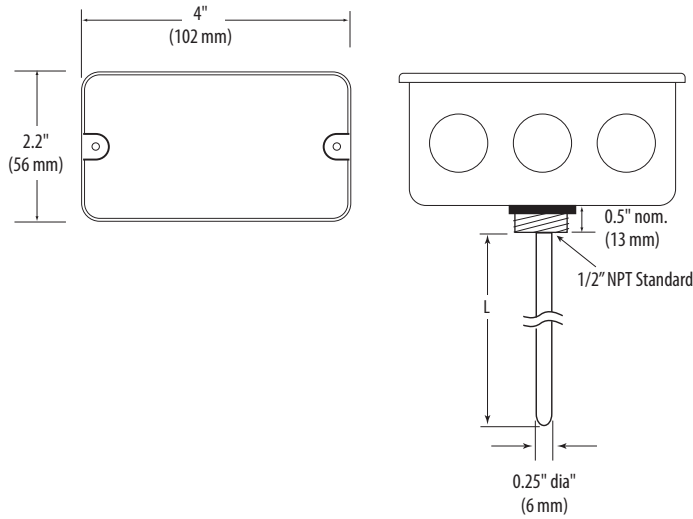
TIG Model



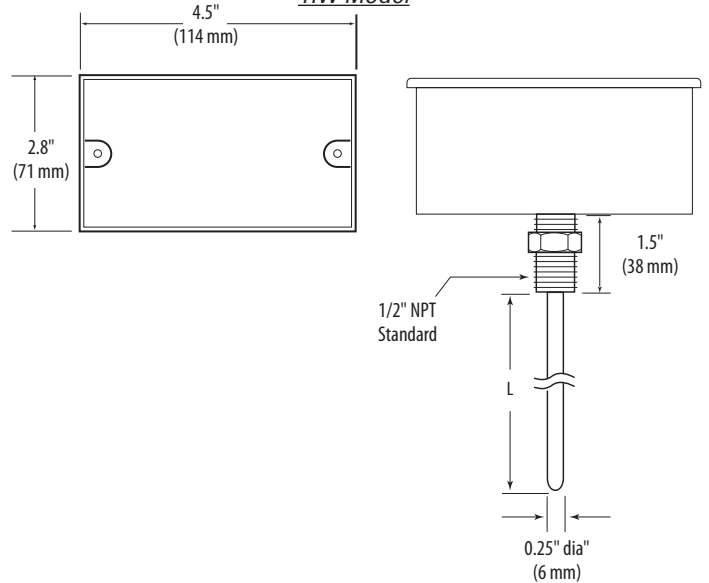
TIH Model



TID Model



TIW Model



ORDERING INFORMATION

Immersion Probe			Thermowell			Sensor Type			Resistive Output Option			Options	
Enclosure	Length "L"	Thermowell	Enclosure	Length "L"	Thermowell	Enclosure	Length "L"	Thermowell	Enclosure	Length "L"	Thermowell	Cal Certificate	Threads
TI	<input type="checkbox"/>	<input type="checkbox"/>	<input type="checkbox"/>	<input type="checkbox"/>	<input type="checkbox"/>	<input type="checkbox"/>	<input type="checkbox"/>	<input type="checkbox"/>	<input type="checkbox"/>	<input type="checkbox"/>	<input type="checkbox"/>	<input type="checkbox"/>	<input type="checkbox"/>
D = Duct	A = 2 1/2" (64mm)	0 = None	B = 100R platinum, RTD	0 = None	0 = None	C = 1k platinum, RTD	1 = Add	1 = 1 point Cal validation	Blank = NPT	1 = 1 point Cal validation	Blank = NPT	2 = 2 point Cal validation	A = BSPT
G = Service Entry Body	B = 4" (102mm)	1 = Add Thermowell	D = 10k T2, Thermistor	C = 6" (152mm)		E = 2.2k, Thermistor		2 = 2 point Cal validation	B = DIN 2999				
H = Threaded NPT Only	C = 8" (203mm)		F = 3k, Thermistor	D = 8" (203mm)		G = 10k CPC, Thermistor							
W = Water Resistant Housing	E = 12" (305mm)		H = 10k T3, Thermistor			I = 1k Balco (Nickel-iron) RTD							
			J = 10k Dale, Thermistor			K = 10k w/11k shunt, Thermistor							
			M = 20k NTC, Thermistor			N = 1800 ohm, Thermistor							
			P = 10mV/°C, Linitemp			R = 10k US, Thermistor							
			S = 10k 3A221, Thermistor			T = 100k, Thermistor							
			U = 20k "D", Thermistor			Y = 10k T3 high accuracy, Thermistor							
			W = 10k T2 high accuracy, Thermistor			Z = 10k E1, Thermistor							
			Y = 10k T3 high accuracy, Thermistor			CC = 15k, Thermistor							
			Z = 10k E1, Thermistor										
			CC = 15k, Thermistor										

Thermowell Sizing		
Probe Length	Thermowell Length	
A (2 1/2") (64mm)	1 1/2" (38mm)	
B (4") (102mm)	3" (76mm)	
C (6") (152mm)	5" (127mm)	
D (8") (203mm)	7" (178mm)	
E (12") (305mm)	11" (279mm)	

4-20mA Temp. Transmitter Option*		
Bottom Range Temp.**	Temp Scale	Top Range Temp.†
<input type="checkbox"/>	<input type="checkbox"/>	<input type="checkbox"/>
= (choose a valid temp value)	C = Celsius F = Fahrenheit	= (choose a valid temp value)

* Available only with TID and TIW enclosures using B, C, D, H, W, and Y sensors. For 4-20mA temperature transmitter on TIG and TIH, a separate AA10xxxx must be ordered.

** Value must be a whole number between -25°C and 105°C (-13°F and 221°F) and must be lower than the Top Range Value.

† Value must be a whole number between -25°C and 105°C (-13°F and 221°F) and must be higher than the Bottom Range Value.

Example:

TI	W	D	E	H	-10	C	50	O
----	---	---	---	---	-----	---	----	---

ACCESSORIES

Thermowells (AA22, AA24, AA25, AA33)

Temperature range converter, resistive to 4-20mA (AA10:xxxx)



AA24



AA10xxxx