




## Product Data

### MS Series Remote Accessories

## Product Description

The MS Series remote accessories are designed to be used with the ACI Duct Smoke Detectors to provide audible and visual indication as well as remote test/reset functions. These devices are constructed of attractive, yet durable brushed stainless steel and mount on a standard single or double gang electrical backbox.



MS-RA

MS-RA/P

MS-RA/R

MS-RA/P/R

MS-RA/P/T

MS-RA/FT/P

MS-KA/R

MS-KA/P/R

MS-KA/P/R/T

MS-RD

MS-F/T

MS-RH/P/A

MS-RH/KA/P/R

MS-RH

The MS Series are covered by ACI's Two (2) Year Limited Warranty, which is located in the front of ACI'S SENSORS & TRANSMITTERS CATALOG or can be found on ACI's web site, which is: [www.workaci.com](http://www.workaci.com). Please contact ACI for more information regarding any of these products.

Wiring Diagrams available at [www.workaci.com](http://www.workaci.com)

## Remote Accessories



MS-RH/KA/P/A/T

TEMPERATURE

RELATIVE HUMIDITY

PRESSURE

CURRENT

GAS SENSORS

ACCESSORIES

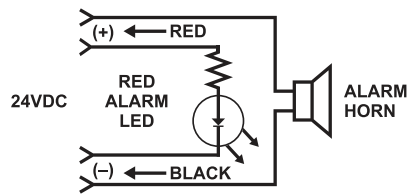
INTERFACE DEVICES



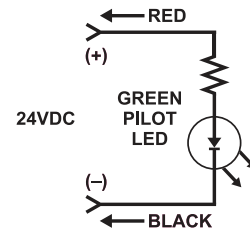
Made in the USA

**Automation Components, Inc.**  
 2305 Pleasant View Rd.  
 Middleton, WI 53562  
 PH: (608) 831-2585  
 FAX: (608) 831-7407

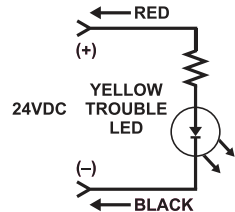
# EXAMPLE WIRING



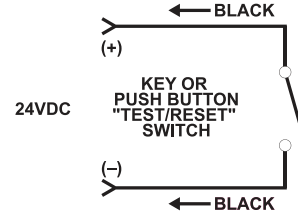
**ALARM**



**PILOT**



**FAULT/TROUBLE**



**TEST/RESET**

> FOR APPROPRIATE DUCT DETECTOR TERMINALS, PLEASE REFER TO DETECTOR INSTALLATION INSTRUCTIONS.

## PRODUCT SPECIFICATIONS

	PILOT LED (GREEN)	ALARM LED (RED)	FAULT/TROUBLE LED (YELLOW)	PUSH BUTTON TEST/RESET	KEY OPERATED TEST/RESET	HORN	SINGLE GANG	DOUBLE GANG
MS-RA		●					●	
MS-RA/P	●	●					●	
MS-RA/R		●		●			●	
MS-RA/P/R	●	●		●			●	
MS-RA/P/T	●		●				●	
MS-RA/FT/P	●		●	●			●	
MS-KA/R		●			●		●	
MS-KA/P/R	●	●			●		●	
MS-KA/P/R/T	●		●		●		●	
MS-RD		●					●	
MS-F/T			●				●	
MS-RH/P/A	●	●				●	●	
MS-RH/KA/P/R	●	●			●	●		●
MS-RH/KA/P/A/T	●	●	●		●	●		●
MS-RH						●	●	

POWER REQUIREMENTS:	Alarm LED	15mA @ 24VDC
	Trouble LED	15mA @ 24VDC
	Pilot LED	15mA @ 24VDC
	Alarm Horn	20mA @ 24VDC

SOUND PRESSURE:	Alarm Horn	78 db @ 10 ft
-----------------	------------	---------------

DIMENSIONS:	Single Gang	4 1/2" (114.3mm)H x 2 3/4" (69.85mm)W
	Double Gang	4 1/2" (114.3mm)H x 4 1/2" (114.3mm)W

WIRING:	LEDs/Horn	6" / 24 AWG pigtails
	Switches	6" / 22 AWG pigtails

APPROVALS:	UL L listed for use with Air Products and Controls duct smoke detectors including all RW-Series, SM-Series and SL-Series duct smoke detectors. UL URRQ. S7425 CSFM 7300-1004:107 MEa 73-92-E VOL25
------------	---

**NOTICE:** The information contained in this document is intended only as a summary and is subject to change without notice. The products described have specific instructional/installation documentation, which covers various technical, approval, code, limitation and liability information. Copies of this documentation along with any general product warning and limitation documents, which also contain important information, are provided with the product and are also available from Automation Components Inc. The information contained in all of these documents should be considered before specifying or using the products. Any example applications shown are subject to the most current enforced local/national codes, standards, approvals, certifications, and/or the authority having jurisdiction. All of these resources, as well as the specific manufacturer of any shown or mentioned related equipment, should be consulted prior to any implementation. For further information or assistance concerning the products, contact Automation Components Inc.. Automation Components Inc. reserves the right to change any and all documentation without notice.

2305 Pleasant View Road Middleton, WI 53562  
PH: (888) 967-5224 www.workaci.com